



Using Computer Protection

AVG anti-virus


AVG installs an icon in the 'system tray', where the clock is. If everything is normal, the icon will be in colour: 

By default, AVG tries to update daily, usually when you start your machine up. After a week or so of not being updated, the icon will change to grey. 

To force an update, right-click the icon and select update now.

AVG will run a scan every day. This may slow your computer down. When the scan is running, an icon like this is shown in the system tray. 

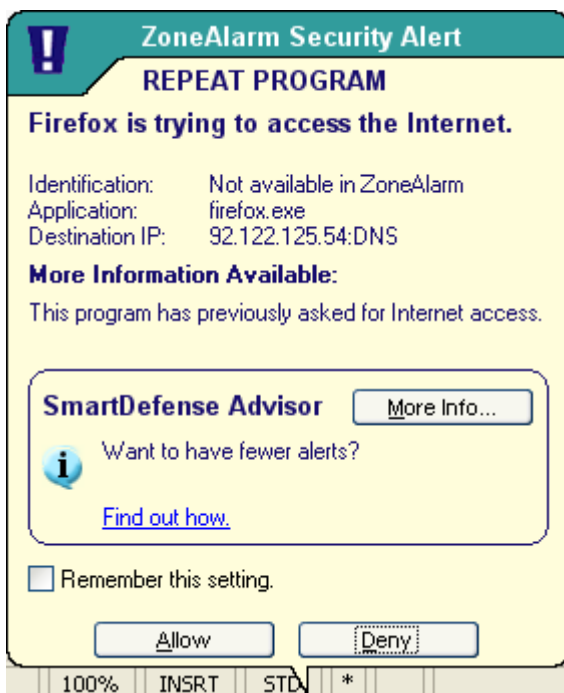
Zonealarm Firewall

Zonealarm installs an icon in the system tray by the clock. When there is no data entering or leaving the computer, the icon looks like this: 

When data is being transmitted or received, the icon turns into a bargraph. 

The green bar is data out and red data in.

When a program tries to transmit or receive that zone alarm does not recognise, it puts up a window in blue or orange:



This is asking you for instructions. If you were expecting that the computer would be communicating with the internet, then click Allow. If you recognise the program, you may tick 'Remember this setting' so that you are not asked again.

If you were not expecting the warning, and especially if an external source is trying to access your computer, click Deny



Spybot S&D

Spybot is a spyware remover. It runs in the background but it is advisable to do a weekly scan.

Start Spybot:



Click 'search for updates' and select all updates in the list. Then download them and exit the update window.

Click 'Check for problems'. This will start the scan. This will take up to 30 mins and will slow your computer down significantly. Time for lunch!

When it has finished, click 'Fix selected problems'

